


Objeto del Gasto	Unidad Administrativa	Aprobado	Ampliaciones / (Reducciones)	Presupuesto Vigente	Comprometido	Presupuesto Disponible para Comprometer		Comprometido o No Devengado	Presupuesto Sin Devengar	Ejercido	Pagado	Cuentas por Pagar	
						Disponibilidad	Comprometido					Deuda	Deuda

2 RECURSOS ESTATALES


1000	SERVICIOS PERSONALES	\$28,399,069.90	\$0.00	\$28,399,069.90	\$28,399,069.90	\$0.00	\$0.00	\$8,267,416.64	\$20,131,653.26	\$7,732,777.67	\$7,732,777.67	\$534,638.97	\$0.00
1100	REMUNERACIONES AL PERSONAL DE CARACTER PI	\$12,647,716.73	\$700,000.00	\$11,947,716.73	\$11,947,716.73	\$0.00	\$0.00	\$3,645,371.72	\$8,302,345.01	\$3,645,371.72	\$3,645,371.72	\$0.00	\$0.00
1130	Sueldos base al personal permanente	\$12,647,716.73	\$700,000.00	\$11,947,716.73	\$11,947,716.73	\$0.00	\$0.00	\$3,645,371.72	\$8,302,345.01	\$3,645,371.72	\$3,645,371.72	\$0.00	\$0.00
1131	Sueldos base al personal permanente	\$12,647,716.73	\$700,000.00	\$11,947,716.73	\$11,947,716.73	\$0.00	\$0.00	\$3,645,371.72	\$8,302,345.01	\$3,645,371.72	\$3,645,371.72	\$0.00	\$0.00
1200	REMUNERACIONES AL PERSONAL DE CARACTER TI	\$1,745,347.50	\$0.00	\$1,745,347.50	\$1,745,347.50	\$0.00	\$0.00	\$717,248.40	\$1,028,099.10	\$717,248.40	\$717,248.40	\$0.00	\$0.00
1210	Honorarios asimilables a salarios	\$1,745,347.50	\$0.00	\$1,745,347.50	\$1,745,347.50	\$0.00	\$0.00	\$717,248.40	\$1,028,099.10	\$717,248.40	\$717,248.40	\$0.00	\$0.00
1211	Honorarios asimilables a salarios	\$1,745,347.50	\$0.00	\$1,745,347.50	\$1,745,347.50	\$0.00	\$0.00	\$717,248.40	\$1,028,099.10	\$717,248.40	\$717,248.40	\$0.00	\$0.00
1300	REMUNERACIONES ADICIONALES Y ESPECIALES	\$4,267,999.30	\$0.00	\$4,267,999.30	\$4,267,999.30	\$0.00	\$0.00	\$163,744.25	\$4,104,255.05	\$163,744.25	\$163,744.25	\$0.00	\$0.00
1320	Primas de vacaciones, dominical y gratificación de fin de	\$4,267,999.30	\$0.00	\$4,267,999.30	\$4,267,999.30	\$0.00	\$0.00	\$163,744.25	\$4,104,255.05	\$163,744.25	\$163,744.25	\$0.00	\$0.00
1321	Primas de vacaciones, dominical y gratificación de fin de	\$4,267,999.30	\$0.00	\$4,267,999.30	\$4,267,999.30	\$0.00	\$0.00	\$163,744.25	\$4,104,255.05	\$163,744.25	\$163,744.25	\$0.00	\$0.00
1322	Gratificación de fin de año	\$1,268,422.02	\$0.00	\$1,268,422.02	\$1,268,422.02	\$0.00	\$0.00	\$163,744.25	\$1,104,677.77	\$163,744.25	\$163,744.25	\$0.00	\$0.00
1323	Gratificación de fin de año	\$2,999,577.28	\$0.00	\$2,999,577.28	\$2,999,577.28	\$0.00	\$0.00	\$0.00	\$2,999,577.28	\$0.00	\$0.00	\$0.00	\$0.00
1400	SEGURIDAD SOCIAL	\$1,632,354.37	\$700,000.00	\$2,332,354.37	\$2,332,354.37	\$0.00	\$0.00	\$1,331,854.02	\$1,000,500.35	\$797,215.05	\$797,215.05	\$534,638.97	\$0.00
1410	Aportaciones de seguridad social	\$873,959.60	\$0.00	\$873,959.60	\$873,959.60	\$0.00	\$0.00	\$643,642.03	\$330,317.57	\$408,589.43	\$408,589.43	\$135,052.60	\$0.00
1411	Aportaciones de seguridad social	\$873,959.60	\$0.00	\$873,959.60	\$873,959.60	\$0.00	\$0.00	\$643,642.03	\$330,317.57	\$408,589.43	\$408,589.43	\$135,052.60	\$0.00
1420	Aportaciones a fondos de vivienda	\$362,571.71	\$0.00	\$362,571.71	\$362,571.71	\$0.00	\$0.00	\$351,581.31	\$10,990.40	\$172,860.78	\$172,860.78	\$178,720.53	\$0.00
1421	Aportaciones a fondos de vivienda	\$362,571.71	\$0.00	\$362,571.71	\$362,571.71	\$0.00	\$0.00	\$351,581.31	\$10,990.40	\$172,860.78	\$172,860.78	\$178,720.53	\$0.00
1430	Aportaciones al sistema para el retiro	\$395,823.06	\$700,000.00	\$1,095,823.06	\$1,095,823.06	\$0.00	\$0.00	\$436,630.68	\$659,192.38	\$215,764.84	\$215,764.84	\$220,865.84	\$0.00
1431	Aportaciones al sistema para el retiro	\$395,823.06	\$700,000.00	\$1,095,823.06	\$1,095,823.06	\$0.00	\$0.00	\$436,630.68	\$659,192.38	\$215,764.84	\$215,764.84	\$220,865.84	\$0.00
1700	PAGO DE ESTIMULOS A SERVIDORES PÚBLICOS	\$8,105,652.00	\$0.00	\$8,105,652.00	\$8,105,652.00	\$0.00	\$0.00	\$2,409,198.25	\$5,696,453.75	\$2,409,198.25	\$2,409,198.25	\$0.00	\$0.00
1710	Estímulos	\$8,105,652.00	\$0.00	\$8,105,652.00	\$8,105,652.00	\$0.00	\$0.00	\$2,409,198.25	\$5,696,453.75	\$2,409,198.25	\$2,409,198.25	\$0.00	\$0.00
1711	Estímulos	\$8,105,652.00	\$0.00	\$8,105,652.00	\$8,105,652.00	\$0.00	\$0.00	\$2,409,198.25	\$5,696,453.75	\$2,409,198.25	\$2,409,198.25	\$0.00	\$0.00
2000	MATERIALES Y SUMINISTROS	\$963,808.49	\$10,992.00	\$974,800.49	\$322,753.54	\$652,046.55	\$0.00	\$322,753.94	\$652,046.55	\$120,173.68	\$120,173.68	\$202,580.26	\$0.00
2100	MATERIALES DE ADMINISTRACIÓN, EMISIÓN DE DO	\$533,314.69	\$0.00	\$533,314.69	\$167,684.49	\$365,630.20	\$0.00	\$167,684.49	\$365,630.20	\$33,203.48	\$33,203.48	\$134,481.01	\$0.00
2110	Materiales útiles y equipos menores de oficina	\$195,197.97	\$0.00	\$195,197.97	\$32,975.48	\$162,222.49	\$0.00	\$32,975.48	\$162,222.49	\$32,975.48	\$32,975.48	\$0.00	\$0.00
2111	Materiales útiles y equipos menores de oficina	\$195,197.97	\$0.00	\$195,197.97	\$32,975.48	\$162,222.49	\$0.00	\$32,975.48	\$162,222.49	\$32,975.48	\$32,975.48	\$0.00	\$0.00
2120	Materiales y útiles de impresión y reproducción	\$19,956.58	\$0.00	\$19,956.58	\$0.00	\$19,956.58	\$0.00	\$0.00	\$19,956.58	\$0.00	\$0.00	\$0.00	\$0.00
2121	Materiales y útiles de impresión y reproducción	\$19,956.58	\$0.00	\$19,956.58	\$0.00	\$19,956.58	\$0.00	\$0.00	\$19,956.58	\$0.00	\$0.00	\$0.00	\$0.00
2140	Materiales útiles y equipos menores de tecnologías de I.	\$68,793.98	\$0.00	\$68,793.98	\$36,966.88	\$51,827.10	\$0.00	\$36,966.88	\$51,827.10	\$0.00	\$0.00	\$36,966.88	\$0.00
2141	Materiales útiles y equipos menores de tecnologías de I.	\$68,793.98	\$0.00	\$68,793.98	\$36,966.88	\$51,827.10	\$0.00	\$36,966.88	\$51,827.10	\$0.00	\$0.00	\$36,966.88	\$0.00



Objeto del Gasto	Unidad Administrativa				Ampliaciones / Reducciones	Presupuesto Vigente	Comprometido	Presupuesto Disponible para Comprometer		Comprometido o No Devengado	Presupuesto Sin Devengar	Ejercido	Pagado	Cuentas por Pagar	
	Aprobado	Presupuesto Disponible para Comprometer	Devengado	Devengado				Deuda	Deuda						
2150 Material impreso e informacion digital	\$11,630.40	\$0.00	\$228.00	\$11,402.40	\$0.00	\$11,630.40	\$228.00	\$11,402.40	\$0.00	\$228.00	\$228.00	\$228.00	\$0.00	\$0.00	
2151 Material impreso e informacion digital	\$11,630.40	\$0.00	\$228.00	\$11,402.40	\$0.00	\$11,630.40	\$228.00	\$11,402.40	\$0.00	\$228.00	\$228.00	\$228.00	\$0.00	\$0.00	
2160 Material de limpieza	\$148,604.62	\$0.00	\$97,514.13	\$51,090.49	\$0.00	\$148,604.62	\$97,514.13	\$51,090.49	\$0.00	\$97,514.13	\$0.00	\$0.00	\$0.00	\$97,514.13	
2161 Material de limpieza	\$148,604.62	\$0.00	\$97,514.13	\$51,090.49	\$0.00	\$148,604.62	\$97,514.13	\$51,090.49	\$0.00	\$97,514.13	\$0.00	\$0.00	\$0.00	\$97,514.13	
2170 Materiales y útiles de enseñanza	\$69,131.14	\$0.00	\$0.00	\$69,131.14	\$0.00	\$69,131.14	\$0.00	\$69,131.14	\$0.00	\$0.00	\$0.00	\$0.00	\$0.00	\$0.00	
2171 Materiales y útiles de enseñanza	\$69,131.14	\$0.00	\$0.00	\$69,131.14	\$0.00	\$69,131.14	\$0.00	\$69,131.14	\$0.00	\$0.00	\$0.00	\$0.00	\$0.00	\$0.00	
2200 ALIMENTOS Y UTENSILIOS	\$89,560.66	\$0.00	\$8,412.00	\$81,148.66	\$0.00	\$89,560.66	\$8,412.00	\$81,148.66	\$0.00	\$8,412.00	\$4,088.00	\$4,088.00	\$4,088.00	\$4,324.00	
2210 Productos alimenticios para personas	\$85,998.42	\$0.00	\$8,412.00	\$77,586.42	\$0.00	\$85,998.42	\$8,412.00	\$77,586.42	\$0.00	\$8,412.00	\$4,088.00	\$4,088.00	\$4,088.00	\$4,324.00	
2211 Productos alimenticios para personas	\$30,000.00	\$0.00	\$8,255.00	\$21,745.00	\$0.00	\$30,000.00	\$8,255.00	\$21,745.00	\$0.00	\$8,255.00	\$3,931.00	\$3,931.00	\$3,931.00	\$4,324.00	
2212 Alimentos en eventos oficiales	\$18,624.36	\$0.00	\$157.00	\$18,467.36	\$0.00	\$18,624.36	\$157.00	\$18,467.36	\$0.00	\$157.00	\$157.00	\$157.00	\$157.00	\$0.00	
2213 Alimentación en programas de capacitación y adiestrami-	\$37,374.06	\$0.00	\$0.00	\$37,374.06	\$0.00	\$37,374.06	\$0.00	\$37,374.06	\$0.00	\$0.00	\$0.00	\$0.00	\$0.00	\$0.00	
2230 Utensilios para el servicio de alimentación	\$3,562.24	\$0.00	\$0.00	\$3,562.24	\$0.00	\$3,562.24	\$0.00	\$3,562.24	\$0.00	\$0.00	\$0.00	\$0.00	\$0.00	\$0.00	
2231 Utensilios para el servicio de alimentación	\$3,562.24	\$0.00	\$0.00	\$3,562.24	\$0.00	\$3,562.24	\$0.00	\$3,562.24	\$0.00	\$0.00	\$0.00	\$0.00	\$0.00	\$0.00	
2300 MATERIAS PRIMAS Y MATERIALES DE PRODUCCIÓN	\$10,817.04	\$0.00	\$0.00	\$10,817.04	\$0.00	\$10,817.04	\$0.00	\$10,817.04	\$0.00	\$0.00	\$0.00	\$0.00	\$0.00	\$0.00	
2350 Productos químicos, farmacéuticos y de laboratorio adq	\$5,355.04	\$0.00	\$0.00	\$5,355.04	\$0.00	\$5,355.04	\$0.00	\$5,355.04	\$0.00	\$0.00	\$0.00	\$0.00	\$0.00	\$0.00	
2351 Productos químicos, farmacéuticos y de laboratorio adq	\$5,355.04	\$0.00	\$0.00	\$5,355.04	\$0.00	\$5,355.04	\$0.00	\$5,355.04	\$0.00	\$0.00	\$0.00	\$0.00	\$0.00	\$0.00	
2380 Mercancías adquiridas para su comercialización	\$5,462.00	\$0.00	\$0.00	\$5,462.00	\$0.00	\$5,462.00	\$0.00	\$5,462.00	\$0.00	\$0.00	\$0.00	\$0.00	\$0.00	\$0.00	
2381 Mercancías adquiridas para su comercialización	\$5,462.00	\$0.00	\$0.00	\$5,462.00	\$0.00	\$5,462.00	\$0.00	\$5,462.00	\$0.00	\$0.00	\$0.00	\$0.00	\$0.00	\$0.00	
2400 MATERIALES Y ARTÍCULOS DE CONSTRUCCIÓN Y D	\$183,567.27	\$10,992.00	\$96,420.83	\$98,138.44	\$0.00	\$194,559.27	\$96,420.83	\$98,138.44	\$0.00	\$96,420.83	\$56,215.08	\$56,215.08	\$56,215.08	\$0.00	
2440 Madera y productos de madera	\$3,520.00	\$0.00	\$0.00	\$3,520.00	\$0.00	\$3,520.00	\$0.00	\$3,520.00	\$0.00	\$0.00	\$0.00	\$0.00	\$0.00	\$0.00	
2441 Madera y productos de madera	\$3,520.00	\$0.00	\$0.00	\$3,520.00	\$0.00	\$3,520.00	\$0.00	\$3,520.00	\$0.00	\$0.00	\$0.00	\$0.00	\$0.00	\$0.00	
2450 Vidrio y productos de vidrio	\$50,137.84	\$2,000.00	\$15,617.30	\$38,137.84	\$0.00	\$50,137.84	\$15,617.30	\$38,137.84	\$0.00	\$15,617.30	\$15,617.30	\$15,617.30	\$15,617.30	\$0.00	
2451 Vidrio y productos de vidrio	\$50,137.84	\$2,000.00	\$15,617.30	\$38,137.84	\$0.00	\$50,137.84	\$15,617.30	\$38,137.84	\$0.00	\$15,617.30	\$15,617.30	\$15,617.30	\$15,617.30	\$0.00	
2460 Material eléctrico y electrónico	\$48,394.55	\$0.00	\$18,025.86	\$48,394.55	\$0.00	\$48,394.55	\$18,025.86	\$30,368.69	\$0.00	\$18,025.86	\$10,439.46	\$10,439.46	\$10,439.46	\$7,586.40	
2461 Material eléctrico y electrónico	\$48,394.55	\$0.00	\$18,025.86	\$48,394.55	\$0.00	\$48,394.55	\$18,025.86	\$30,368.69	\$0.00	\$18,025.86	\$10,439.46	\$10,439.46	\$10,439.46	\$7,586.40	
2470 Artículos metálicos para la construcción	\$7,911.55	\$0.00	\$0.00	\$7,911.55	\$0.00	\$7,911.55	\$0.00	\$7,911.55	\$0.00	\$0.00	\$0.00	\$0.00	\$0.00	\$0.00	
2471 Artículos metálicos para la construcción	\$7,911.55	\$0.00	\$0.00	\$7,911.55	\$0.00	\$7,911.55	\$0.00	\$7,911.55	\$0.00	\$0.00	\$0.00	\$0.00	\$0.00	\$0.00	
2480 Materiales complementarios	\$47,681.60	\$5,000.00	\$0.00	\$21,681.60	\$0.00	\$47,681.60	\$0.00	\$21,681.60	\$0.00	\$0.00	\$0.00	\$0.00	\$0.00	\$0.00	
2481 Materiales complementarios	\$47,681.60	\$5,000.00	\$0.00	\$21,681.60	\$0.00	\$47,681.60	\$0.00	\$21,681.60	\$0.00	\$0.00	\$0.00	\$0.00	\$0.00	\$0.00	
2490 Otros materiales y artículos de construcción y reparación	\$25,921.73	\$48,992.00	\$62,777.67	\$74,913.73	\$0.00	\$25,921.73	\$62,777.67	\$12,136.06	\$0.00	\$62,777.67	\$30,158.32	\$30,158.32	\$30,158.32	\$32,619.35	
2491 Otros materiales y artículos de construcción y reparación	\$25,921.73	\$48,992.00	\$62,777.67	\$74,913.73	\$0.00	\$25,921.73	\$62,777.67	\$12,136.06	\$0.00	\$62,777.67	\$30,158.32	\$30,158.32	\$30,158.32	\$32,619.35	

Objeto del Gasto	Unidad Administrativa	Aprobado	Ampliaciones / (Reducciones)	Presupuesto Vigente	Presupuesto Disponible para Comprometer		Comprometido o No Devengado		Ejercido	Pagado	Cuentas por Pagar Duda	
					Comprometido	Disponibilidad	Devengado	No Devengado			Sin Devengar	Duda
2150	Material impresos e informacion digital	\$11,630.40	\$0.00	\$11,630.40	\$11,402.40	\$228.00	\$0.00	\$228.00	\$228.00	\$228.00	\$0.00	\$0.00
2151	Material impresos e informacion digital	\$11,630.40	\$0.00	\$11,630.40	\$11,402.40	\$228.00	\$0.00	\$228.00	\$228.00	\$228.00	\$0.00	\$0.00
2160	Material de limpieza	\$148,604.62	\$0.00	\$148,604.62	\$51,090.49	\$97,514.13	\$0.00	\$97,514.13	\$0.00	\$0.00	\$97,514.13	\$0.00
2161	Material de limpieza	\$148,604.62	\$0.00	\$148,604.62	\$51,090.49	\$97,514.13	\$0.00	\$97,514.13	\$0.00	\$0.00	\$97,514.13	\$0.00
2170	Materiales y útiles de enseñanza	\$69,131.14	\$0.00	\$69,131.14	\$69,131.14	\$0.00	\$0.00	\$0.00	\$0.00	\$0.00	\$0.00	\$0.00
2171	Materiales y útiles de enseñanza	\$69,131.14	\$0.00	\$69,131.14	\$69,131.14	\$0.00	\$0.00	\$0.00	\$0.00	\$0.00	\$0.00	\$0.00
2200	ALIMENTOS Y UTENSILIOS	\$89,560.66	\$0.00	\$89,560.66	\$81,148.66	\$8,412.00	\$0.00	\$8,412.00	\$4,088.00	\$4,088.00	\$4,324.00	\$0.00
2210	Productos alimenticios para personas	\$85,998.42	\$0.00	\$85,998.42	\$77,586.42	\$8,412.00	\$0.00	\$8,412.00	\$4,088.00	\$4,088.00	\$4,324.00	\$0.00
2211	Productos alimenticios para personas	\$30,000.00	\$0.00	\$30,000.00	\$21,745.00	\$8,255.00	\$0.00	\$8,255.00	\$3,631.00	\$3,631.00	\$4,324.00	\$0.00
2212	Alimentos en eventos oficiales	\$18,624.36	\$0.00	\$18,624.36	\$18,467.36	\$157.00	\$0.00	\$157.00	\$157.00	\$157.00	\$0.00	\$0.00
2213	Alimentación en programas de capacitación y adiestramiento	\$37,374.06	\$0.00	\$37,374.06	\$37,374.06	\$0.00	\$0.00	\$0.00	\$0.00	\$0.00	\$0.00	\$0.00
2230	Utensilios para el servicio de alimentación	\$3,562.24	\$0.00	\$3,562.24	\$3,562.24	\$0.00	\$0.00	\$0.00	\$0.00	\$0.00	\$0.00	\$0.00
2231	Utensilios para el servicio de alimentación	\$3,562.24	\$0.00	\$3,562.24	\$3,562.24	\$0.00	\$0.00	\$0.00	\$0.00	\$0.00	\$0.00	\$0.00
2300	MATERIAS PRIMAS Y MATERIALES DE PRODUCCIÓN	\$10,817.04	\$0.00	\$10,817.04	\$10,817.04	\$0.00	\$0.00	\$0.00	\$0.00	\$0.00	\$0.00	\$0.00
2350	Productos químicos, farmacéuticos y de laboratorio adqui	\$5,355.04	\$0.00	\$5,355.04	\$5,355.04	\$0.00	\$0.00	\$0.00	\$0.00	\$0.00	\$0.00	\$0.00
2351	Productos químicos, farmacéuticos y de laboratorio adqui	\$5,355.04	\$0.00	\$5,355.04	\$5,355.04	\$0.00	\$0.00	\$0.00	\$0.00	\$0.00	\$0.00	\$0.00
2380	Mercancías adquiridas para su comercialización	\$5,462.00	\$0.00	\$5,462.00	\$5,462.00	\$0.00	\$0.00	\$0.00	\$0.00	\$0.00	\$0.00	\$0.00
2381	Mercancías adquiridas para su comercialización	\$5,462.00	\$0.00	\$5,462.00	\$5,462.00	\$0.00	\$0.00	\$0.00	\$0.00	\$0.00	\$0.00	\$0.00
2400	MATERIALES Y ARTÍCULOS DE CONSTRUCCIÓN Y D	\$183,567.27	\$10,992.00	\$194,559.27	\$98,138.44	\$96,420.83	\$0.00	\$96,420.83	\$56,215.08	\$56,215.08	\$40,205.75	\$0.00
2440	Madera y productos de madera	\$3,520.00	\$0.00	\$3,520.00	\$3,520.00	\$0.00	\$0.00	\$0.00	\$0.00	\$0.00	\$0.00	\$0.00
2441	Madera y productos de madera	\$3,520.00	\$0.00	\$3,520.00	\$3,520.00	\$0.00	\$0.00	\$0.00	\$0.00	\$0.00	\$0.00	\$0.00
2450	Vidrio y productos de vidrio	\$50,137.84	\$2,000.00	\$52,137.84	\$38,137.84	\$15,617.30	\$0.00	\$15,617.30	\$15,617.30	\$15,617.30	\$0.00	\$0.00
2451	Vidrio y productos de vidrio	\$50,137.84	\$2,000.00	\$52,137.84	\$38,137.84	\$15,617.30	\$0.00	\$15,617.30	\$15,617.30	\$15,617.30	\$0.00	\$0.00
2460	Material eléctrico y electrónico	\$48,394.55	\$0.00	\$48,394.55	\$48,394.55	\$18,025.86	\$0.00	\$18,025.86	\$10,439.46	\$10,439.46	\$7,586.40	\$0.00
2461	Material eléctrico y electrónico	\$48,394.55	\$0.00	\$48,394.55	\$48,394.55	\$18,025.86	\$0.00	\$18,025.86	\$10,439.46	\$10,439.46	\$7,586.40	\$0.00
2470	Artículos metálicos para la construcción	\$7,911.55	\$0.00	\$7,911.55	\$7,911.55	\$0.00	\$0.00	\$0.00	\$0.00	\$0.00	\$0.00	\$0.00
2471	Artículos metálicos para la construcción	\$7,911.55	\$0.00	\$7,911.55	\$7,911.55	\$0.00	\$0.00	\$0.00	\$0.00	\$0.00	\$0.00	\$0.00
2480	Materiales complementarios	\$47,681.60	\$56,000.00	\$103,681.60	\$21,681.60	\$0.00	\$0.00	\$0.00	\$0.00	\$0.00	\$0.00	\$0.00
2481	Materiales complementarios	\$47,681.60	\$56,000.00	\$103,681.60	\$21,681.60	\$0.00	\$0.00	\$0.00	\$0.00	\$0.00	\$0.00	\$0.00
2490	Otros materiales y artículos de construcción y reparación	\$25,921.73	\$48,992.00	\$74,913.73	\$74,913.73	\$62,777.67	\$0.00	\$62,777.67	\$30,158.32	\$30,158.32	\$32,619.35	\$0.00
2491	Otros materiales y artículos de construcción y reparación	\$25,921.73	\$48,992.00	\$74,913.73	\$74,913.73	\$62,777.67	\$0.00	\$62,777.67	\$30,158.32	\$30,158.32	\$32,619.35	\$0.00

Objeto del Gasto	Unidad Administrativa	Ampliaciones / (Reducciones)	Presupuesto Vigente		Presupuesto Disponible para Comprometer		Comprometido o No Devengado	Presupuesto Sin Devengar	Ejercido	Pagado	Cuentas por Pagar	Deuda
			Aprobado	Ampliaciones / (Reducciones)	Comprometido	Disponible para Comprometer						
2500	PRODUCTOS QUIMICOS, FARMACEUTICOS Y DE LAE	\$0.00	\$10,000.00	\$0.00	\$0.00	\$10,000.00	\$0.00	\$10,000.00	\$0.00	\$0.00	\$0.00	\$0.00
2530	Medicinas y productos farmacéuticos	\$0.00	\$10,000.00	\$0.00	\$0.00	\$10,000.00	\$0.00	\$10,000.00	\$0.00	\$0.00	\$0.00	\$0.00
2531	Medicinas y productos farmacéuticos	\$0.00	\$10,000.00	\$0.00	\$0.00	\$10,000.00	\$0.00	\$10,000.00	\$0.00	\$0.00	\$0.00	\$0.00
2600	COMBUSTIBLES, LUBRICANTES Y ADITIVOS	\$0.00	\$30,570.16	\$0.00	\$8,500.00	\$22,070.16	\$0.00	\$22,070.16	\$8,500.00	\$8,500.00	\$0.00	\$0.00
2610	Combustibles, lubricantes y aditivos	\$0.00	\$30,570.16	\$0.00	\$8,500.00	\$22,070.16	\$0.00	\$22,070.16	\$8,500.00	\$8,500.00	\$0.00	\$0.00
2611	Combustibles, lubricantes y aditivos	\$0.00	\$30,570.16	\$0.00	\$8,500.00	\$22,070.16	\$0.00	\$22,070.16	\$8,500.00	\$8,500.00	\$0.00	\$0.00
2700	VESTUARIO, BLANCOS, PRENDAS DE PROTECCION	\$0.00	\$3,913.30	\$0.00	\$0.00	\$3,913.30	\$0.00	\$3,913.30	\$0.00	\$0.00	\$0.00	\$0.00
2720	Prendas de seguridad y protección personal	\$0.00	\$1,965.30	\$0.00	\$0.00	\$1,965.30	\$0.00	\$1,965.30	\$0.00	\$0.00	\$0.00	\$0.00
2721	Prendas de seguridad y protección personal	\$0.00	\$1,965.30	\$0.00	\$0.00	\$1,965.30	\$0.00	\$1,965.30	\$0.00	\$0.00	\$0.00	\$0.00
2750	Blancos y otros productos textiles, excepto prendas de v	\$0.00	\$1,948.00	\$0.00	\$0.00	\$1,948.00	\$0.00	\$1,948.00	\$0.00	\$0.00	\$0.00	\$0.00
2751	Blancos y otros productos textiles, excepto prendas de v	\$0.00	\$1,948.00	\$0.00	\$0.00	\$1,948.00	\$0.00	\$1,948.00	\$0.00	\$0.00	\$0.00	\$0.00
2900	HERRAMIENTAS, REFACCIONES Y ACCESORIOS MEI	\$0.00	\$102,065.37	\$0.00	\$41,736.62	\$60,328.75	\$0.00	\$60,328.75	\$18,167.12	\$18,167.12	\$0.00	\$0.00
2910	Herramientas menores	\$0.00	\$37,522.50	\$0.00	\$26,466.22	\$9,056.28	\$0.00	\$9,056.28	\$4,896.72	\$4,896.72	\$0.00	\$0.00
2911	Herramientas menores	\$0.00	\$37,522.50	\$0.00	\$26,466.22	\$9,056.28	\$0.00	\$9,056.28	\$4,896.72	\$4,896.72	\$0.00	\$0.00
2920	Relaciones y accesorios menores de edificios	\$0.00	\$4,629.80	\$0.00	\$0.00	\$4,629.80	\$0.00	\$4,629.80	\$0.00	\$0.00	\$0.00	\$0.00
2921	Relaciones y accesorios menores de edificios	\$0.00	\$4,629.80	\$0.00	\$0.00	\$4,629.80	\$0.00	\$4,629.80	\$0.00	\$0.00	\$0.00	\$0.00
2940	Relaciones y accesorios menores de equipo de cómput	\$0.00	\$24,158.90	\$0.00	\$13,270.40	\$10,888.50	\$0.00	\$10,888.50	\$13,270.40	\$13,270.40	\$0.00	\$0.00
2941	Relaciones y accesorios menores de equipo de cómput	\$0.00	\$24,158.90	\$0.00	\$13,270.40	\$10,888.50	\$0.00	\$10,888.50	\$13,270.40	\$13,270.40	\$0.00	\$0.00
2960	Relaciones y accesorios menores de equipo de transpo	\$0.00	\$35,754.17	\$0.00	\$0.00	\$35,754.17	\$0.00	\$35,754.17	\$0.00	\$0.00	\$0.00	\$0.00
2961	Relaciones y accesorios menores de equipo de transpo	\$0.00	\$35,754.17	\$0.00	\$0.00	\$35,754.17	\$0.00	\$35,754.17	\$0.00	\$0.00	\$0.00	\$0.00
3000	SERVICIOS GENERALES	\$3,953,982.00	\$2,204,151.61	\$6,158,133.61	\$2,176,188.33	\$3,981,945.28	\$2,111,188.33	\$4,046,945.28	\$600,024.09	\$600,024.09	\$1,511,164.24	\$1,511,164.24
3100	SERVICIOS BÁSICOS	\$2,784.00	\$818,677.31	\$821,461.31	\$522,947.04	\$298,514.27	\$0.00	\$298,514.27	\$404,232.64	\$404,232.64	\$118,714.40	\$118,714.40
3110	Energía eléctrica	\$0.00	\$501,959.18	\$501,959.18	\$314,857.00	\$0.00	\$0.00	\$187,102.18	\$314,857.00	\$314,857.00	\$0.00	\$0.00
3111	Energía eléctrica	\$0.00	\$501,959.18	\$501,959.18	\$314,857.00	\$0.00	\$0.00	\$187,102.18	\$314,857.00	\$314,857.00	\$0.00	\$0.00
3120	Gas	\$0.00	\$5,451.12	\$5,451.12	\$0.00	\$0.00	\$0.00	\$5,451.12	\$0.00	\$0.00	\$0.00	\$0.00
3121	Gas	\$0.00	\$5,451.12	\$5,451.12	\$0.00	\$0.00	\$0.00	\$5,451.12	\$0.00	\$0.00	\$0.00	\$0.00
3130	Agua	\$40,784.00	\$149,068.45	\$189,852.45	\$171,453.40	\$18,399.05	\$0.00	\$18,399.05	\$52,739.00	\$52,739.00	\$118,714.40	\$118,714.40
3131	Agua	\$40,784.00	\$149,068.45	\$189,852.45	\$171,453.40	\$18,399.05	\$0.00	\$18,399.05	\$52,739.00	\$52,739.00	\$118,714.40	\$118,714.40
3140	Telefonía tradicional	\$3,953,982.00	\$116,701.13	\$78,701.13	\$30,652.64	\$48,048.49	\$0.00	\$48,048.49	\$30,652.64	\$30,652.64	\$0.00	\$0.00
3141	Telefonía tradicional	\$3,953,982.00	\$116,701.13	\$78,701.13	\$30,652.64	\$48,048.49	\$0.00	\$48,048.49	\$30,652.64	\$30,652.64	\$0.00	\$0.00
3170	Servicios de acceso de Internet, redes y procesamiento c	\$0.00	\$10,491.12	\$10,491.12	\$0.00	\$0.00	\$0.00	\$10,491.12	\$0.00	\$0.00	\$0.00	\$0.00



Uso: Impresión
Report: EstadoPresupuestoEgresos_F1

Objeto del Gasto	Unidad Administrativa	Aprobado	Ampliaciones / (Reducciones)	Presupuesto Vigente	Comprometido	Presupuesto Disponible para		Devengado	Comprometido o No Devengado	Presupuesto Sin Devenegar	Ejercido	Pagado	Cuentas por Pagar
						Comprometido	Comprometido						
3171	Servicios de acceso de internet, redes y procesamiento	\$10,451.12	\$0.00	\$10,451.12	\$0.00	\$0.00	\$10,451.12	\$0.00	\$0.00	\$10,451.12	\$0.00	\$0.00	\$0.00
3180	Servicios postales y telegráficos	\$5,151.15	\$0.00	\$5,151.15	\$0.00	\$0.00	\$5,151.15	\$0.00	\$0.00	\$5,151.15	\$0.00	\$0.00	\$0.00
3182	Servicios postales	\$5,151.15	\$0.00	\$5,151.15	\$0.00	\$0.00	\$5,151.15	\$0.00	\$0.00	\$5,151.15	\$0.00	\$0.00	\$0.00
3190	Servicios integrales y otros servicios	\$29,655.16	\$0.00	\$29,655.16	\$0.00	\$5,984.00	\$23,671.16	\$5,984.00	\$0.00	\$23,671.16	\$5,984.00	\$5,984.00	\$0.00
3191	Servicios integrales y otros servicios	\$29,655.16	\$0.00	\$29,655.16	\$0.00	\$5,984.00	\$23,671.16	\$5,984.00	\$0.00	\$23,671.16	\$5,984.00	\$5,984.00	\$0.00
3200	SERVICIOS DE ARRENDAMIENTO	\$9,384.40	\$0.00	\$9,384.40	\$0.00	\$0.00	\$9,384.40	\$0.00	\$0.00	\$9,384.40	\$0.00	\$0.00	\$0.00
3270	Arrendamiento de activos intangibles	\$9,384.40	\$0.00	\$9,384.40	\$0.00	\$0.00	\$9,384.40	\$0.00	\$0.00	\$9,384.40	\$0.00	\$0.00	\$0.00
3271	Arrendamiento de activos intangibles	\$9,384.40	\$0.00	\$9,384.40	\$0.00	\$0.00	\$9,384.40	\$0.00	\$0.00	\$9,384.40	\$0.00	\$0.00	\$0.00
3300	SERVICIOS PROFESIONALES, CIENTÍFICOS, TÉCNICOS	\$322,630.70	\$0.00	\$322,630.70	\$0.00	\$0.00	\$322,630.70	\$0.00	\$0.00	\$322,630.70	\$0.00	\$0.00	\$0.00
3310	Servicios legales, de contabilidad, auditoría y relación	\$16,252.00	\$0.00	\$16,252.00	\$0.00	\$0.00	\$16,252.00	\$0.00	\$0.00	\$16,252.00	\$0.00	\$0.00	\$0.00
3311	Servicios legales, de contabilidad, auditoría y relación	\$16,252.00	\$0.00	\$16,252.00	\$0.00	\$0.00	\$16,252.00	\$0.00	\$0.00	\$16,252.00	\$0.00	\$0.00	\$0.00
3380	Servicios de vigilancia	\$133,438.40	\$0.00	\$133,438.40	\$0.00	\$0.00	\$133,438.40	\$0.00	\$0.00	\$133,438.40	\$0.00	\$0.00	\$0.00
3381	Servicios de vigilancia	\$133,438.40	\$0.00	\$133,438.40	\$0.00	\$0.00	\$133,438.40	\$0.00	\$0.00	\$133,438.40	\$0.00	\$0.00	\$0.00
3390	Servicios profesionales, científicos y técnicos integrales	\$172,940.30	\$0.00	\$172,940.30	\$0.00	\$0.00	\$172,940.30	\$0.00	\$0.00	\$172,940.30	\$0.00	\$0.00	\$0.00
3391	Servicios profesionales, Honorarios	\$48,413.18	\$0.00	\$48,413.18	\$0.00	\$0.00	\$48,413.18	\$0.00	\$0.00	\$48,413.18	\$0.00	\$0.00	\$0.00
3393	Apoyos Administrativos	\$124,527.12	\$0.00	\$124,527.12	\$0.00	\$0.00	\$124,527.12	\$0.00	\$0.00	\$124,527.12	\$0.00	\$0.00	\$0.00
3400	SERVICIOS FINANCIEROS, BANCARIOS Y COMERCIA	\$13,110.26	\$0.00	\$13,110.26	\$0.00	\$1,866.44	\$11,243.82	\$1,866.44	\$0.00	\$11,243.82	\$1,866.44	\$1,866.44	\$0.00
3410	Servicios financieros y bancarios	\$8,843.84	\$0.00	\$8,843.84	\$0.00	\$1,866.44	\$6,977.40	\$1,866.44	\$0.00	\$6,977.40	\$1,866.44	\$1,866.44	\$0.00
3411	Servicios financieros y bancarios	\$8,843.84	\$0.00	\$8,843.84	\$0.00	\$1,866.44	\$6,977.40	\$1,866.44	\$0.00	\$6,977.40	\$1,866.44	\$1,866.44	\$0.00
3440	Seguros de responsabilidad patrimonial y fianzas	\$4,266.42	\$0.00	\$4,266.42	\$0.00	\$0.00	\$4,266.42	\$0.00	\$0.00	\$4,266.42	\$0.00	\$0.00	\$0.00
3441	Seguros de responsabilidad patrimonial y fianzas	\$4,266.42	\$0.00	\$4,266.42	\$0.00	\$0.00	\$4,266.42	\$0.00	\$0.00	\$4,266.42	\$0.00	\$0.00	\$0.00
3500	SERVICIOS DE INSTALACIÓN, REPARACIÓN, MANTE	\$259,367.64	-\$92,000.00	\$167,367.64	\$0.00	\$55,533.84	\$111,833.80	\$55,533.84	\$0.00	\$111,833.80	\$21,344.00	\$21,344.00	\$34,189.84
3510	Conservación y mantenimiento menor de inmuebles	\$42,610.51	\$0.00	\$42,610.51	\$0.00	\$20,090.04	\$22,520.47	\$20,090.04	\$0.00	\$22,520.47	\$4,872.00	\$4,872.00	\$15,218.04
3511	Conservación y mantenimiento menor de inmuebles	\$42,610.51	\$0.00	\$42,610.51	\$0.00	\$20,090.04	\$22,520.47	\$20,090.04	\$0.00	\$22,520.47	\$4,872.00	\$4,872.00	\$15,218.04
3520	Instalación, reparación y mantenimiento de mobiliario y €	\$754.00	\$0.00	\$754.00	\$0.00	\$0.00	\$754.00	\$0.00	\$0.00	\$754.00	\$0.00	\$0.00	\$0.00
3521	Instalación, reparación y mantenimiento de mobiliario y €	\$754.00	\$0.00	\$754.00	\$0.00	\$0.00	\$754.00	\$0.00	\$0.00	\$754.00	\$0.00	\$0.00	\$0.00
3530	Instalación, reparación y mantenimiento de equipo de có	\$7,888.00	\$0.00	\$7,888.00	\$0.00	\$0.00	\$7,888.00	\$0.00	\$0.00	\$7,888.00	\$0.00	\$0.00	\$0.00
3531	Instalación, reparación y mantenimiento de equipo de có	\$7,888.00	\$0.00	\$7,888.00	\$0.00	\$0.00	\$7,888.00	\$0.00	\$0.00	\$7,888.00	\$0.00	\$0.00	\$0.00
3550	Reparación y mantenimiento de equipo de transporte	\$20,880.00	\$0.00	\$20,880.00	\$0.00	\$10,190.60	\$10,689.40	\$10,190.60	\$0.00	\$10,689.40	\$0.00	\$0.00	\$10,190.60
3551	Reparación y mantenimiento de equipo de transporte	\$20,880.00	\$0.00	\$20,880.00	\$0.00	\$10,190.60	\$10,689.40	\$10,190.60	\$0.00	\$10,689.40	\$0.00	\$0.00	\$10,190.60
3570	Instalación, reparación y mantenimiento de maquinaria, €	\$24,958.58	\$0.00	\$24,958.58	\$0.00	\$0.00	\$24,958.58	\$0.00	\$0.00	\$24,958.58	\$0.00	\$0.00	\$0.00

Url: http://
Reporte: EstadoPresupuestoEgresos_FF

Objeto del Gasto	Unidad Administrativa	Aprobado	Ampliaciones / (Reducciones)	Presupuesto Vigente	Comprometido	Presupuesto Disponible para		Comprometido o No Devengado	Presupuesto Sin Devengar	Ejercido	Pagado	Cuentas por Pagar	
						Comprometido	Disponível para Comprometer					Devengado	Deuda
3571	Instalación, reparación y mantenimiento de maquinaria	\$24,958.58	\$0.00	\$24,958.58	\$0.00	\$0.00	\$24,958.58	\$0.00	\$24,958.58	\$0.00	\$0.00	\$0.00	\$0.00
3580	Servicios de limpieza y manejo de desechos	\$17,463.95	\$0.00	\$33,703.95	\$16,240.00	\$16,240.00	\$17,463.95	\$0.00	\$17,463.95	\$1,600.00	\$1,600.00	\$4,640.00	\$4,640.00
3581	Servicios de limpieza y manejo de desechos	\$17,463.95	\$0.00	\$33,703.95	\$16,240.00	\$16,240.00	\$17,463.95	\$0.00	\$17,463.95	\$1,600.00	\$1,600.00	\$4,640.00	\$4,640.00
3550	Servicios de jardinería y fumigación	\$36,572.60	\$0.00	\$36,572.60	\$9,013.20	\$9,013.20	\$27,559.40	\$0.00	\$27,559.40	\$4,872.00	\$4,872.00	\$4,141.20	\$4,141.20
3581	Servicios de jardinería y fumigación	\$36,572.60	\$0.00	\$36,572.60	\$9,013.20	\$9,013.20	\$27,559.40	\$0.00	\$27,559.40	\$4,872.00	\$4,872.00	\$4,141.20	\$4,141.20
3600	SERVICIOS DE COMUNICACIÓN SOCIAL Y PUBLICIDAD	\$20,648.00	\$3,494,400.00	\$3,515,048.00	\$873,600.00	\$873,600.00	\$2,641,448.00	\$65,000.00	\$2,706,448.00	\$0.00	\$0.00	\$808,600.00	\$808,600.00
3610	Difusión por radio, televisión y otros medios de mensajería	\$20,648.00	\$3,494,400.00	\$3,515,048.00	\$873,600.00	\$873,600.00	\$2,641,448.00	\$65,000.00	\$2,706,448.00	\$0.00	\$0.00	\$808,600.00	\$808,600.00
3611	Difusión por radio, televisión y otros medios de mensajería	\$0.00	\$3,494,400.00	\$3,494,400.00	\$873,600.00	\$873,600.00	\$2,620,800.00	\$65,000.00	\$2,685,800.00	\$0.00	\$0.00	\$808,600.00	\$808,600.00
3613	Servicio de impresión y reproducción	\$20,648.00	\$0.00	\$20,648.00	\$0.00	\$0.00	\$20,648.00	\$0.00	\$20,648.00	\$0.00	\$0.00	\$0.00	\$0.00
3700	SERVICIOS DE TRASLADOS Y VIÁTICOS	\$54,101.52	\$0.00	\$54,101.52	\$735.00	\$735.00	\$53,366.52	\$0.00	\$53,366.52	\$735.00	\$735.00	\$0.00	\$0.00
3710	Pasajes aéreos	\$10,799.00	\$0.00	\$10,799.00	\$0.00	\$0.00	\$10,799.00	\$0.00	\$10,799.00	\$0.00	\$0.00	\$0.00	\$0.00
3711	Pasajes aéreos	\$10,799.00	\$0.00	\$10,799.00	\$0.00	\$0.00	\$10,799.00	\$0.00	\$10,799.00	\$0.00	\$0.00	\$0.00	\$0.00
3720	Pasajes terrestres	\$8,753.94	\$0.00	\$8,753.94	\$0.00	\$0.00	\$8,753.94	\$0.00	\$8,753.94	\$0.00	\$0.00	\$0.00	\$0.00
3721	Pasajes terrestres	\$8,753.94	\$0.00	\$8,753.94	\$0.00	\$0.00	\$8,753.94	\$0.00	\$8,753.94	\$0.00	\$0.00	\$0.00	\$0.00
3750	Viáticos en el país	\$19,634.91	\$0.00	\$19,634.91	\$735.00	\$735.00	\$18,899.91	\$0.00	\$18,899.91	\$735.00	\$735.00	\$0.00	\$0.00
3751	Viáticos en el país	\$15,521.54	\$0.00	\$15,521.54	\$735.00	\$735.00	\$14,786.54	\$0.00	\$14,786.54	\$735.00	\$735.00	\$0.00	\$0.00
3752	Gasto de traslados en comisiones oficiales	\$4,113.37	\$0.00	\$4,113.37	\$0.00	\$0.00	\$4,113.37	\$0.00	\$4,113.37	\$0.00	\$0.00	\$0.00	\$0.00
3780	Servicios integrales de traslado y viáticos	\$14,668.67	\$0.00	\$14,668.67	\$0.00	\$0.00	\$14,668.67	\$0.00	\$14,668.67	\$0.00	\$0.00	\$0.00	\$0.00
3781	Servicios integrales de traslado y viáticos	\$14,668.67	\$0.00	\$14,668.67	\$0.00	\$0.00	\$14,668.67	\$0.00	\$14,668.67	\$0.00	\$0.00	\$0.00	\$0.00
3790	Otros servicios de traslado y hospedaje	\$245.00	\$0.00	\$245.00	\$0.00	\$0.00	\$245.00	\$0.00	\$245.00	\$0.00	\$0.00	\$0.00	\$0.00
3791	Otros servicios de traslado y hospedaje	\$245.00	\$0.00	\$245.00	\$0.00	\$0.00	\$245.00	\$0.00	\$245.00	\$0.00	\$0.00	\$0.00	\$0.00
3800	SERVICIOS OFICIALES	\$188.00	\$648,798.00	\$648,986.00	\$513,428.01	\$513,428.01	\$35,557.99	\$0.00	\$35,557.99	\$13,428.01	\$13,428.01	\$500,000.00	\$500,000.00
3840	Exposiciones	\$0.00	\$648,798.00	\$648,798.00	\$513,428.01	\$513,428.01	\$35,369.99	\$0.00	\$35,369.99	\$13,428.01	\$13,428.01	\$500,000.00	\$500,000.00
3841	Exposiciones	\$0.00	\$648,798.00	\$648,798.00	\$513,428.01	\$513,428.01	\$35,369.99	\$0.00	\$35,369.99	\$13,428.01	\$13,428.01	\$500,000.00	\$500,000.00
3850	Gastos de representación	\$188.00	\$0.00	\$188.00	\$0.00	\$0.00	\$188.00	\$0.00	\$188.00	\$0.00	\$0.00	\$0.00	\$0.00
3851	Gastos de representación	\$188.00	\$0.00	\$188.00	\$0.00	\$0.00	\$188.00	\$0.00	\$188.00	\$0.00	\$0.00	\$0.00	\$0.00
3900	OTROS SERVICIOS GENERALES	\$706,043.78	\$0.00	\$706,043.78	\$208,078.00	\$208,078.00	\$497,965.78	\$0.00	\$497,965.78	\$188,418.00	\$188,418.00	\$49,660.00	\$49,660.00
3920	Impuestos y derechos	\$696,370.00	\$0.00	\$696,370.00	\$208,078.00	\$208,078.00	\$488,292.00	\$0.00	\$488,292.00	\$188,418.00	\$188,418.00	\$49,660.00	\$49,660.00
3922	Impuesto sobre nómina	\$635,000.00	\$0.00	\$635,000.00	\$186,561.00	\$186,561.00	\$448,439.00	\$0.00	\$448,439.00	\$142,280.00	\$142,280.00	\$5,379.00	\$5,379.00
3923	Impuesto sobre nómina Asimilados	\$60,000.00	\$0.00	\$60,000.00	\$21,517.00	\$21,517.00	\$38,483.00	\$0.00	\$38,483.00	\$16,138.00	\$16,138.00	\$0.00	\$0.00
3925	Tenencias y canje de placas de Vehículos oficiales	\$1,370.00	\$0.00	\$1,370.00	\$0.00	\$0.00	\$1,370.00	\$0.00	\$1,370.00	\$0.00	\$0.00	\$0.00	\$0.00

Unidad Administrativa	Objeto del Gasto	Ampliaciones / Reducciones	Presupuesto Vigente	Comprometido	Presupuesto Disponible para Comprometer	Devengado	Comprometido o No Devengado	Presupuesto Sin Devengar	Ejercido	Pagado	Cuentas por Pagar	Deuda
3950	Penas multas, accesorios y actualizaciones	\$0.00	\$9,673.78	\$0.00	\$9,673.78	\$0.00	\$0.00	\$9,673.78	\$0.00	\$0.00	\$0.00	\$0.00
3951	Penas multas, accesorios y actualizaciones	\$0.00	\$9,673.78	\$0.00	\$9,673.78	\$0.00	\$0.00	\$9,673.78	\$0.00	\$0.00	\$0.00	\$0.00
5000	BIENES MUEBLES, INMUEBLES E INTANGIBLE	\$22,000.00	\$222,000.00	\$70,652.34	\$151,347.66	\$70,652.34	\$0.00	\$151,347.66	\$0.00	\$0.00	\$0.00	\$70,652.34
5100	MOBILIARIO Y EQUIPO DE ADMINISTRACION	\$22,000.00	\$222,000.00	\$70,652.34	\$151,347.66	\$70,652.34	\$0.00	\$151,347.66	\$0.00	\$0.00	\$0.00	\$70,652.34
5110	Muebles de oficina y estantería	\$0.00	\$50,000.00	\$0.00	\$50,000.00	\$0.00	\$0.00	\$50,000.00	\$0.00	\$0.00	\$0.00	\$0.00
5111	Muebles de oficina y estantería	\$0.00	\$50,000.00	\$0.00	\$50,000.00	\$0.00	\$0.00	\$50,000.00	\$0.00	\$0.00	\$0.00	\$0.00
5150	Equipo de cómputo y de tecnologías de la información	\$20,920.00	\$129,080.00	\$27,732.34	\$101,347.66	\$27,732.34	\$0.00	\$101,347.66	\$0.00	\$0.00	\$0.00	\$27,732.34
5151	Equipo de cómputo y de tecnología de la información	\$20,920.00	\$129,080.00	\$27,732.34	\$101,347.66	\$27,732.34	\$0.00	\$101,347.66	\$0.00	\$0.00	\$0.00	\$27,732.34
5190	Otros mobiliarios y equipos de administración	\$42,920.00	\$42,920.00	\$42,920.00	\$0.00	\$42,920.00	\$0.00	\$0.00	\$0.00	\$0.00	\$0.00	\$42,920.00
5191	Otros mobiliarios y equipos de administración	\$42,920.00	\$42,920.00	\$42,920.00	\$0.00	\$42,920.00	\$0.00	\$0.00	\$0.00	\$0.00	\$0.00	\$42,920.00
	RECURSOS ESTATALES	\$31,767,030.00	\$3,386,374.00	\$30,366,654.51	\$4,785,338.49	\$10,772,011.25	\$20,156,653.26	\$24,961,992.75	\$8,452,975.44	\$8,452,975.44	\$0.00	\$2,319,035.81

3 RECURSOS PROPIOS


2000	MATERIALES Y SUMINISTROS	\$708,906.13	\$734,710.94	\$202,898.78	\$1,443,617.07	\$202,898.78	\$0.00	\$1,240,718.29	\$192,842.87	\$192,842.87	\$0.00	\$1,200.72
2100	MATERIALES DE ADMINISTRACION, EMISION DE DO	\$196,433.03	\$564,923.80	\$79,499.47	\$671,857.36	\$79,499.47	\$0.00	\$671,857.36	\$79,499.47	\$79,499.47	\$0.00	\$0.00
2110	Materiales, útiles y equipos menores de oficina	\$71,006.79	\$281,305.94	\$21,474.62	\$330,838.11	\$21,474.62	\$0.00	\$330,838.11	\$21,474.62	\$21,474.62	\$0.00	\$0.00
2111	Materiales, útiles y equipos menores de oficina	\$71,006.79	\$281,305.94	\$21,474.62	\$330,838.11	\$21,474.62	\$0.00	\$330,838.11	\$21,474.62	\$21,474.62	\$0.00	\$0.00
2120	Materiales y útiles de impresión y reproducción	\$0.00	\$1,155.36	\$1,155.36	\$0.00	\$1,155.36	\$0.00	\$0.00	\$1,155.36	\$1,155.36	\$0.00	\$0.00
2121	Materiales y útiles de impresión y reproducción	\$0.00	\$1,155.36	\$1,155.36	\$0.00	\$1,155.36	\$0.00	\$0.00	\$1,155.36	\$1,155.36	\$0.00	\$0.00
2140	Materiales, útiles y equipos menores de tecnologías de I	\$5,628.19	\$122,482.75	\$6,070.81	\$122,040.13	\$6,070.81	\$0.00	\$122,040.13	\$6,070.81	\$6,070.81	\$0.00	\$0.00
2141	Materiales, útiles y equipos menores de tecnologías de I	\$5,628.19	\$122,482.75	\$6,070.81	\$122,040.13	\$6,070.81	\$0.00	\$122,040.13	\$6,070.81	\$6,070.81	\$0.00	\$0.00
2150	Material impreso e información digital	\$59,508.62	\$5,867.45	\$0.00	\$50,641.17	\$0.00	\$0.00	\$50,641.17	\$0.00	\$0.00	\$0.00	\$0.00
2151	Material impreso e información digital	\$59,508.62	\$5,867.45	\$0.00	\$50,641.17	\$0.00	\$0.00	\$50,641.17	\$0.00	\$0.00	\$0.00	\$0.00
2160	Material de limpieza	\$30,200.16	\$70,837.94	\$27,372.29	\$73,665.81	\$27,372.29	\$0.00	\$73,665.81	\$27,372.29	\$27,372.29	\$0.00	\$0.00
2161	Material de limpieza	\$30,200.16	\$70,837.94	\$27,372.29	\$73,665.81	\$27,372.29	\$0.00	\$73,665.81	\$27,372.29	\$27,372.29	\$0.00	\$0.00
2170	Materiales y útiles de enseñanza	\$30,089.27	\$88,009.26	\$23,426.39	\$94,672.14	\$23,426.39	\$0.00	\$94,672.14	\$23,426.39	\$23,426.39	\$0.00	\$0.00
2171	Materiales y útiles de enseñanza	\$30,089.27	\$88,009.26	\$23,426.39	\$94,672.14	\$23,426.39	\$0.00	\$94,672.14	\$23,426.39	\$23,426.39	\$0.00	\$0.00
2200	ALIMENTOS Y UTENSILIOS	\$202,742.96	\$5,500.00	\$19,328.38	\$208,242.96	\$19,328.38	\$0.00	\$188,914.58	\$19,328.38	\$19,328.38	\$0.00	\$0.00
2210	Productos alimenticios para personas	\$200,323.49	\$5,500.00	\$19,328.38	\$205,823.49	\$19,328.38	\$0.00	\$186,495.11	\$19,328.38	\$19,328.38	\$0.00	\$0.00
2211	Productos alimenticios para personas	\$145,192.67	\$5,500.00	\$19,328.38	\$150,692.67	\$19,328.38	\$0.00	\$131,364.29	\$19,328.38	\$19,328.38	\$0.00	\$0.00
2212	Alimentos en eventos oficiales	\$55,130.82	\$0.00	\$0.00	\$55,130.82	\$0.00	\$0.00	\$55,130.82	\$0.00	\$0.00	\$0.00	\$0.00

Objeto del Gasto	Unidad Administrativa	Aprobado	Ampliaciones / (Reducciones)	Presupuesto Vigente	Comprometido	Presupuesto Disponible para		Comprometido o No Devengado	Presupuesto Sin Devengar	Ejercido	Pagado	Cuentas por Pagar
						Comprometer	Devengado					
2230	Utensilios para el servicio de alimentación	\$2,419.47	\$0.00	\$2,419.47	\$0.00	\$2,419.47	\$0.00	\$0.00	\$2,419.47	\$0.00	\$0.00	\$0.00
2231	Utensilios para el servicio de alimentación	\$2,419.47	\$0.00	\$2,419.47	\$0.00	\$2,419.47	\$0.00	\$0.00	\$2,419.47	\$0.00	\$0.00	\$0.00
2300	MATERIAS PRIMAS Y MATERIALES DE PRODUCCIÓN	\$141,652.74	\$86,982.00	\$228,634.74	\$8,615.00	\$220,019.74	\$8,615.00	\$0.00	\$220,019.74	\$8,615.00	\$8,615.00	\$0.00
2350	Productos químicos, farmacéuticos y de laboratorio adq	\$89.01	\$0.00	\$89.01	\$0.00	\$89.01	\$0.00	\$0.00	\$89.01	\$0.00	\$0.00	\$0.00
2351	Productos químicos, farmacéuticos y de laboratorio adq	\$89.01	\$0.00	\$89.01	\$0.00	\$89.01	\$0.00	\$0.00	\$89.01	\$0.00	\$0.00	\$0.00
2370	Productos de cuero, piel, plástico y hule adquiridos como	\$6,045.00	\$0.00	\$6,045.00	\$0.00	\$6,045.00	\$0.00	\$0.00	\$6,045.00	\$0.00	\$0.00	\$0.00
2371	Productos de cuero, piel, plástico y hule adquiridos como	\$6,045.00	\$0.00	\$6,045.00	\$0.00	\$6,045.00	\$0.00	\$0.00	\$6,045.00	\$0.00	\$0.00	\$0.00
2380	Mercancías adquiridas para su comercialización	\$135,518.73	\$86,982.00	\$222,500.73	\$8,615.00	\$213,885.73	\$8,615.00	\$0.00	\$213,885.73	\$8,615.00	\$8,615.00	\$0.00
2381	Mercancías adquiridas para su comercialización	\$135,518.73	\$86,982.00	\$222,500.73	\$8,615.00	\$213,885.73	\$8,615.00	\$0.00	\$213,885.73	\$8,615.00	\$8,615.00	\$0.00
2400	MATERIALES Y ARTICULOS DE CONSTRUCCIÓN Y D	\$124,428.54	\$37,812.00	\$162,240.54	\$6,590.08	\$105,650.46	\$6,590.08	\$0.00	\$105,650.46	\$47,600.08	\$47,455.27	\$9,134.81
2440	Madera y productos de madera	\$0.00	\$8,990.00	\$8,990.00	\$8,990.00	\$0.00	\$8,990.00	\$0.00	\$0.00	\$0.00	\$0.00	\$8,990.00
2441	Madera y productos de madera	\$0.00	\$8,990.00	\$8,990.00	\$8,990.00	\$0.00	\$8,990.00	\$0.00	\$0.00	\$0.00	\$0.00	\$8,990.00
2450	Vidrio y productos de vidrio	\$60,255.20	-\$12,000.00	\$50,255.20	\$0.00	\$50,255.20	\$0.00	\$0.00	\$50,255.20	\$0.00	\$0.00	\$0.00
2451	Vidrio y productos de vidrio	\$60,255.20	-\$12,000.00	\$50,255.20	\$0.00	\$50,255.20	\$0.00	\$0.00	\$50,255.20	\$0.00	\$0.00	\$0.00
2460	Material eléctrico y electrónico	\$19,214.92	\$19,561.00	\$38,775.92	\$24,333.20	\$14,442.72	\$24,333.20	\$0.00	\$14,442.72	\$24,333.20	\$24,333.20	\$0.00
2461	Material eléctrico y electrónico	\$19,214.92	\$19,561.00	\$38,775.92	\$24,333.20	\$14,442.72	\$24,333.20	\$0.00	\$14,442.72	\$24,333.20	\$24,333.20	\$0.00
2470	Artículos metálicos para la construcción	\$14,773.85	\$0.00	\$14,773.85	\$0.00	\$14,773.85	\$0.00	\$0.00	\$14,773.85	\$0.00	\$0.00	\$0.00
2471	Artículos metálicos para la construcción	\$14,773.85	\$0.00	\$14,773.85	\$0.00	\$14,773.85	\$0.00	\$0.00	\$14,773.85	\$0.00	\$0.00	\$0.00
2480	Materiales complementarios	\$6,378.98	\$0.00	\$6,378.98	\$0.00	\$6,378.98	\$0.00	\$0.00	\$6,378.98	\$0.00	\$0.00	\$0.00
2481	Materiales complementarios	\$6,378.98	\$0.00	\$6,378.98	\$0.00	\$6,378.98	\$0.00	\$0.00	\$6,378.98	\$0.00	\$0.00	\$0.00
2490	Otros materiales y artículos de construcción y reparación	\$23,805.59	\$19,261.00	\$43,066.59	\$23,266.88	\$19,799.71	\$23,266.88	\$0.00	\$19,799.71	\$23,266.88	\$23,122.07	\$144.81
2491	Otros materiales y artículos de construcción y reparación	\$23,805.59	\$19,261.00	\$43,066.59	\$23,266.88	\$19,799.71	\$23,266.88	\$0.00	\$19,799.71	\$23,266.88	\$23,122.07	\$144.81
2500	PRODUCTOS QUÍMICOS, FARMACÉUTICOS Y DE LAE	\$9,611.13	\$0.00	\$9,611.13	\$0.00	\$9,611.13	\$0.00	\$0.00	\$9,611.13	\$0.00	\$0.00	\$0.00
2530	Medicinas y productos farmacéuticos	\$9,611.13	\$0.00	\$9,611.13	\$0.00	\$9,611.13	\$0.00	\$0.00	\$9,611.13	\$0.00	\$0.00	\$0.00
2531	Medicinas y productos farmacéuticos	\$9,611.13	\$0.00	\$9,611.13	\$0.00	\$9,611.13	\$0.00	\$0.00	\$9,611.13	\$0.00	\$0.00	\$0.00
2600	COMBUSTIBLES, LUBRICANTES Y ADITIVOS	\$3,100.00	\$18,494.14	\$21,594.14	\$11,200.00	\$10,394.14	\$11,200.00	\$0.00	\$10,394.14	\$11,200.00	\$11,200.00	\$0.00
2610	Combustibles, lubricantes y aditivos	\$3,100.00	\$18,494.14	\$21,594.14	\$11,200.00	\$10,394.14	\$11,200.00	\$0.00	\$10,394.14	\$11,200.00	\$11,200.00	\$0.00
2611	Combustibles, lubricantes y aditivos	\$3,100.00	\$18,494.14	\$21,594.14	\$11,200.00	\$10,394.14	\$11,200.00	\$0.00	\$10,394.14	\$11,200.00	\$11,200.00	\$0.00
2700	VESTUARIO, BLANCOS, PRENDAS DE PROTECCIÓN	\$12,564.78	-\$1,065.91	\$11,498.87	\$0.00	\$11,498.87	\$0.00	\$0.00	\$11,498.87	\$0.00	\$0.00	\$0.00
2710	Vestuario y uniformes	\$6,549.20	-\$1,065.91	\$7,483.29	\$0.00	\$7,483.29	\$0.00	\$0.00	\$7,483.29	\$0.00	\$0.00	\$0.00
2711	Vestuario y uniformes	\$6,549.20	-\$1,065.91	\$7,483.29	\$0.00	\$7,483.29	\$0.00	\$0.00	\$7,483.29	\$0.00	\$0.00	\$0.00

USI: TIPO
 Rep: rptEstadoPresupuestoEgresos_FF

Objeto del Gasto	Unidad Administrativa	Aprobado	Ampliaciones / (Reducciones)	Presupuesto Vigente	Comprometido	Presupuesto Disponible para Comprometer		Comprometido o No Devengado	Presupuesto Sin Devengar	Ejercido	Pagado	Cuentas por Pagar
						Disponible para Comprometer	Devengado					
2740	Productos textiles	\$3,715.72	\$0.00	\$3,715.73	\$0.00	\$3,715.73	\$0.00	\$0.00	\$3,715.73	\$0.00	\$0.00	\$0.00
2741	Productos textiles	\$3,715.72	\$0.00	\$3,715.73	\$0.00	\$3,715.73	\$0.00	\$0.00	\$3,715.73	\$0.00	\$0.00	\$0.00
2750	Biancos y otros productos textiles, excepto prendas de v	\$299.85	\$0.00	\$299.85	\$0.00	\$299.85	\$0.00	\$0.00	\$299.85	\$0.00	\$0.00	\$0.00
2751	Biancos y otros productos textiles, excepto prendas de v	\$299.85	\$0.00	\$299.85	\$0.00	\$299.85	\$0.00	\$0.00	\$299.85	\$0.00	\$0.00	\$0.00
2900	HERRAMIENTAS, REFACCIONES Y ACCESORIOS MEI	\$18,372.95	\$32,064.91	\$50,437.86	\$27,665.85	\$22,772.01	\$0.00	\$0.00	\$22,772.01	\$26,599.94	\$26,599.94	\$1,065.91
2910	Herramientas menores	\$13,802.03	\$13,983.00	\$27,785.03	\$11,230.49	\$16,554.54	\$0.00	\$0.00	\$16,554.54	\$11,230.49	\$11,230.49	\$0.00
2911	Herramientas menores	\$13,802.03	\$13,983.00	\$27,785.03	\$11,230.49	\$16,554.54	\$0.00	\$0.00	\$16,554.54	\$11,230.49	\$11,230.49	\$0.00
2920	Refacciones y accesorios menores de edificios	\$3,268.94	\$15,065.91	\$18,334.85	\$13,419.36	\$4,915.49	\$0.00	\$0.00	\$4,915.49	\$12,353.45	\$12,353.45	\$1,065.91
2921	Refacciones y accesorios menores de edificios	\$3,268.94	\$15,065.91	\$18,334.85	\$13,419.36	\$4,915.49	\$0.00	\$0.00	\$4,915.49	\$12,353.45	\$12,353.45	\$1,065.91
2930	Refacciones y accesorios menores de mobiliario y equip	\$0.00	\$3,016.00	\$3,016.00	\$3,016.00	\$0.00	\$0.00	\$0.00	\$0.00	\$3,016.00	\$3,016.00	\$0.00
2931	Refacciones y accesorios menores de mobiliario y equip	\$0.00	\$3,016.00	\$3,016.00	\$3,016.00	\$0.00	\$0.00	\$0.00	\$0.00	\$3,016.00	\$3,016.00	\$0.00
2940	Refacciones y accesorios menores de equipo de comput	\$1,301.98	\$0.00	\$1,301.98	\$0.00	\$1,301.98	\$0.00	\$0.00	\$1,301.98	\$0.00	\$0.00	\$0.00
2941	Refacciones y accesorios menores de equipo de comput	\$1,301.98	\$0.00	\$1,301.98	\$0.00	\$1,301.98	\$0.00	\$0.00	\$1,301.98	\$0.00	\$0.00	\$0.00
3000	SERVICIOS GENERALES	\$5,077,935.01	\$2,515,735.37	\$7,593,670.38	\$2,098,241.03	\$5,495,429.35	\$0.00	\$0.00	\$5,495,429.35	\$1,821,708.33	\$1,821,708.33	\$276,532.70
3100	SERVICIOS BÁSICOS	\$134,040.00	\$3,952.02	\$130,976.88	\$34,027.83	\$96,949.15	\$0.00	\$0.00	\$96,949.15	\$34,027.83	\$34,027.83	\$0.00
3120	Gas	\$0.00	\$1,993.02	\$1,993.02	\$1,993.02	\$0.00	\$0.00	\$0.00	\$0.00	\$1,993.02	\$1,993.02	\$0.00
3121	Gas	\$0.00	\$1,993.02	\$1,993.02	\$1,993.02	\$0.00	\$0.00	\$0.00	\$0.00	\$1,993.02	\$1,993.02	\$0.00
3130	Agua	\$16,792.00	\$10,392.00	\$29,184.00	\$28,953.60	\$230.40	\$0.00	\$0.00	\$230.40	\$28,953.60	\$28,953.60	\$0.00
3131	Agua	\$16,792.00	\$10,392.00	\$29,184.00	\$28,953.60	\$230.40	\$0.00	\$0.00	\$230.40	\$28,953.60	\$28,953.60	\$0.00
3170	Servicios de acceso de Internet, redes y procesamiento c	\$109,995.88	\$1,438.24	\$94,547.84	\$345.00	\$94,202.84	\$0.00	\$0.00	\$94,202.84	\$345.00	\$345.00	\$0.00
3171	Servicios de acceso de Internet, redes y procesamiento c	\$109,995.88	\$1,438.24	\$94,547.84	\$345.00	\$94,202.84	\$0.00	\$0.00	\$94,202.84	\$345.00	\$345.00	\$0.00
3180	Servicios postales y telegráficos	\$5,252.12	\$0.00	\$5,252.12	\$2,736.21	\$2,515.91	\$0.00	\$0.00	\$2,515.91	\$2,736.21	\$2,736.21	\$0.00
3182	Servicios postales	\$5,252.12	\$0.00	\$5,252.12	\$2,736.21	\$2,515.91	\$0.00	\$0.00	\$2,515.91	\$2,736.21	\$2,736.21	\$0.00
3200	SERVICIOS DE ARRENDAMIENTO	\$565,567.65	\$1,013.70	\$566,581.35	\$71,241.68	\$495,339.67	\$0.00	\$0.00	\$495,339.67	\$68,573.68	\$68,573.68	\$2,668.00
3250	Arrendamiento de equipo de transporte	\$5,354.55	\$0.00	\$5,354.55	\$0.00	\$5,354.55	\$0.00	\$0.00	\$5,354.55	\$0.00	\$0.00	\$0.00
3251	Arrendamiento de equipo de transporte	\$5,354.55	\$0.00	\$5,354.55	\$0.00	\$5,354.55	\$0.00	\$0.00	\$5,354.55	\$0.00	\$0.00	\$0.00
3270	Arrendamiento de activos intangibles	\$18,914.96	\$0.00	\$18,914.96	\$0.00	\$18,914.96	\$0.00	\$0.00	\$18,914.96	\$0.00	\$0.00	\$0.00
3271	Arrendamiento de activos intangibles	\$18,914.96	\$0.00	\$18,914.96	\$0.00	\$18,914.96	\$0.00	\$0.00	\$18,914.96	\$0.00	\$0.00	\$0.00
3290	Otros arrendamientos	\$541,298.14	\$1,013.70	\$542,311.84	\$71,241.68	\$471,070.16	\$0.00	\$0.00	\$471,070.16	\$68,573.68	\$68,573.68	\$2,668.00
3291	Otros arrendamientos	\$541,298.14	\$1,013.70	\$542,311.84	\$71,241.68	\$471,070.16	\$0.00	\$0.00	\$471,070.16	\$68,573.68	\$68,573.68	\$2,668.00
3300	SERVICIOS PROFESIONALES, CIENTÍFICOS, TÉCNIC	\$3,007,838.49	\$2,066,758.58	\$5,074,597.07	\$1,675,057.23	\$3,399,539.84	\$0.00	\$0.00	\$3,399,539.84	\$1,506,196.75	\$1,506,196.75	\$168,860.48

Objeto del Gasto	Unidad Administrativa	Aprobado	Ampliaciones / (Reducciones)	Presupuesto Vigente	Comprometido	Presupuesto Disponible para		Devengado	Comprometido o No Devengado	Presupuesto Sin Devenegar	Ejercido	Pagado	Cuentas por Pagar	
						Comprometer	Devengado						Deuda	Deuda
3370	Servicios legales de contabilidad, auditoría y relacionado	\$259,194.34	\$0.00	\$70,182.21	\$22,450.51	\$47,691.70	\$22,450.51	\$22,450.51	\$0.00	\$47,691.70	\$22,450.51	\$22,490.51	\$0.00	\$0.00
3371	Servicios legales de contabilidad, auditoría y relacionado	\$259,194.34	\$0.00	\$70,182.21	\$22,450.51	\$47,691.70	\$22,450.51	\$22,450.51	\$0.00	\$47,691.70	\$22,450.51	\$22,490.51	\$0.00	\$0.00
3340	Servicios de capacitación	\$35,878.80	\$0.00	\$35,878.80	\$0.00	\$35,878.80	\$0.00	\$0.00	\$0.00	\$35,878.80	\$0.00	\$0.00	\$0.00	\$0.00
3341	Servicios de capacitación	\$35,878.80	\$0.00	\$35,878.80	\$0.00	\$35,878.80	\$0.00	\$0.00	\$0.00	\$35,878.80	\$0.00	\$0.00	\$0.00	\$0.00
3380	Servicios de vigilancia	\$28,270.00	\$173,200.00	\$201,470.00	\$55,413.20	\$148,056.80	\$55,413.20	\$55,413.20	\$0.00	\$148,056.80	\$55,413.20	\$55,413.20	\$0.00	\$0.00
3381	Servicios de vigilancia	\$28,270.00	\$173,200.00	\$201,470.00	\$55,413.20	\$148,056.80	\$55,413.20	\$55,413.20	\$0.00	\$148,056.80	\$55,413.20	\$55,413.20	\$0.00	\$0.00
3390	Servicios profesionales, científicos y técnicos irregulares	\$2,684,495.35	\$2,082,570.71	\$4,767,066.06	\$1,597,153.52	\$3,169,912.54	\$1,597,153.52	\$1,597,153.52	\$0.00	\$3,169,912.54	\$1,428,293.04	\$1,428,293.04	\$168,860.48	\$0.00
3391	Servicios profesionales, Honorarios	\$2,684,495.35	\$2,082,570.71	\$4,767,066.06	\$1,597,153.52	\$3,169,912.54	\$1,597,153.52	\$1,597,153.52	\$0.00	\$3,169,912.54	\$1,428,293.04	\$1,428,293.04	\$168,860.48	\$0.00
3400	SERVICIOS FINANCIEROS, BANCARIOS Y COMERCIA	\$114,473.12	\$495,964.82	\$611,437.94	\$25,118.62	\$586,319.32	\$25,118.62	\$25,118.62	\$0.00	\$586,319.32	\$25,118.62	\$25,118.62	\$0.00	\$0.00
3410	Servicios financieros y bancarios	\$109,609.12	\$495,964.82	\$605,573.94	\$25,118.62	\$581,455.32	\$25,118.62	\$25,118.62	\$0.00	\$581,455.32	\$25,118.62	\$25,118.62	\$0.00	\$0.00
3411	Servicios financieros y bancarios	\$109,609.12	\$495,964.82	\$605,573.94	\$25,118.62	\$581,455.32	\$25,118.62	\$25,118.62	\$0.00	\$581,455.32	\$25,118.62	\$25,118.62	\$0.00	\$0.00
3470	Fletes y manobras	\$4,864.00	\$0.00	\$4,864.00	\$0.00	\$4,864.00	\$0.00	\$0.00	\$0.00	\$4,864.00	\$0.00	\$0.00	\$0.00	\$0.00
3471	Fletes y manobras	\$4,864.00	\$0.00	\$4,864.00	\$0.00	\$4,864.00	\$0.00	\$0.00	\$0.00	\$4,864.00	\$0.00	\$0.00	\$0.00	\$0.00
3600	SERVICIOS DE INSTALACIÓN, REPARACIÓN, MANTE	\$48,428.89	\$135,854.56	\$184,283.45	\$147,215.60	\$37,067.85	\$147,215.60	\$147,215.60	\$0.00	\$37,067.85	\$7,210.40	\$7,210.40	\$80,005.20	\$0.00
3510	Conservación y mantenimiento menor de inmuebles	\$31,898.10	\$124,173.36	\$156,071.46	\$135,766.40	\$20,305.06	\$135,766.40	\$135,766.40	\$0.00	\$20,305.06	\$62,222.40	\$62,222.40	\$73,544.00	\$0.00
3511	Conservación y mantenimiento menor de inmuebles	\$31,898.10	\$124,173.36	\$156,071.46	\$135,766.40	\$20,305.06	\$135,766.40	\$135,766.40	\$0.00	\$20,305.06	\$62,222.40	\$62,222.40	\$73,544.00	\$0.00
3520	Instalación, reparación y mantenimiento de mobiliario y €	\$5,868.00	\$0.00	\$5,868.00	\$0.00	\$5,868.00	\$0.00	\$0.00	\$0.00	\$5,868.00	\$0.00	\$0.00	\$0.00	\$0.00
3521	Instalación, reparación y mantenimiento de mobiliario y €	\$5,868.00	\$0.00	\$5,868.00	\$0.00	\$5,868.00	\$0.00	\$0.00	\$0.00	\$5,868.00	\$0.00	\$0.00	\$0.00	\$0.00
3550	Reparación y mantenimiento de equipo de transporte	\$4,060.00	\$0.00	\$4,060.00	\$0.00	\$4,060.00	\$0.00	\$0.00	\$0.00	\$4,060.00	\$0.00	\$0.00	\$0.00	\$0.00
3551	Reparación y mantenimiento de equipo de transporte	\$4,060.00	\$0.00	\$4,060.00	\$0.00	\$4,060.00	\$0.00	\$0.00	\$0.00	\$4,060.00	\$0.00	\$0.00	\$0.00	\$0.00
3570	Instalación, reparación y mantenimiento de maquinaria, €	\$0.00	\$5,220.00	\$5,220.00	\$0.00	\$5,220.00	\$0.00	\$0.00	\$0.00	\$5,220.00	\$0.00	\$0.00	\$0.00	\$0.00
3571	Instalación, reparación y mantenimiento de maquinaria, €	\$0.00	\$5,220.00	\$5,220.00	\$0.00	\$5,220.00	\$0.00	\$0.00	\$0.00	\$5,220.00	\$0.00	\$0.00	\$0.00	\$0.00
3580	Servicios de limpieza y manejo de desechos	\$6,602.79	\$2,320.00	\$8,922.79	\$7,308.00	\$1,614.79	\$7,308.00	\$7,308.00	\$0.00	\$1,614.79	\$4,988.00	\$4,988.00	\$2,320.00	\$0.00
3581	Servicios de limpieza y manejo de desechos	\$6,602.79	\$2,320.00	\$8,922.79	\$7,308.00	\$1,614.79	\$7,308.00	\$7,308.00	\$0.00	\$1,614.79	\$4,988.00	\$4,988.00	\$2,320.00	\$0.00
3590	Servicios de jardinería y fumigación	\$0.00	\$4,141.20	\$4,141.20	\$4,141.20	\$0.00	\$4,141.20	\$4,141.20	\$0.00	\$0.00	\$0.00	\$0.00	\$4,141.20	\$0.00
3591	Servicios de jardinería y fumigación	\$0.00	\$4,141.20	\$4,141.20	\$4,141.20	\$0.00	\$4,141.20	\$4,141.20	\$0.00	\$0.00	\$0.00	\$0.00	\$4,141.20	\$0.00
3600	SERVICIOS DE COMUNICACIÓN SOCIAL Y PUBLICID/	\$233,801.94	-\$18,008.20	\$215,893.74	\$81,736.94	\$134,156.80	\$81,736.94	\$81,736.94	\$0.00	\$134,156.80	\$76,431.12	\$76,431.12	\$5,305.82	\$0.00
3610	Difusión por radio, televisión y otros medios de mensaje:	\$222,395.61	-\$18,008.20	\$204,387.41	\$81,736.94	\$122,650.47	\$81,736.94	\$81,736.94	\$0.00	\$122,650.47	\$76,431.12	\$76,431.12	\$5,305.82	\$0.00
3613	Servicio de impresión y reproducción	\$222,395.61	-\$18,008.20	\$204,387.41	\$81,736.94	\$122,650.47	\$81,736.94	\$81,736.94	\$0.00	\$122,650.47	\$76,431.12	\$76,431.12	\$5,305.82	\$0.00
3620	Difusión por radio, televisión y otros medios de mensaje:	\$11,506.33	\$0.00	\$11,506.33	\$0.00	\$11,506.33	\$0.00	\$0.00	\$0.00	\$11,506.33	\$0.00	\$0.00	\$0.00	\$0.00
3621	Difusión por radio, televisión y otros medios de mensaje:	\$11,506.33	\$0.00	\$11,506.33	\$0.00	\$11,506.33	\$0.00	\$0.00	\$0.00	\$11,506.33	\$0.00	\$0.00	\$0.00	\$0.00



Objeto del Gasto	Unidad Administrativa				Ampliaciones / (Reducciones)	Presupuesto Vigente		Presupuesto Disponible para Comprometer		Comprometid o No Devengado		Ejercido	Cuentas por Pagar	
	Aprobado	Ampliaciones / (Reducciones)	Presupuesto Vigente	Comprometido		Disponibil para Comprometer	Devengado	Sin Devengar	Devengado	Presupuesto Sin Devengar	Pagado		Deuda	
3700 SERVICIOS DE TRASLADOS Y VIATICOS	8935,479.21	5304,413.37	5631,335.34	27,876.90	5603,458.44	27,876.90	0.00	27,876.90	5603,458.44	0.00	24,970.90	24,970.90	22,906.00	2,064.90
3710 Pasajes aéreos	104,645.00	104,645.00	84,141.09	0.00	84,141.09	0.00	0.00	84,141.09	84,141.09	0.00	0.00	0.00	0.00	0.00
3711 Pasajes aéreos	104,645.00	104,645.00	84,141.09	0.00	84,141.09	0.00	0.00	84,141.09	84,141.09	0.00	0.00	0.00	0.00	0.00
3720 Pasajes terrestres	30,237.18	0.00	30,237.18	0.00	30,237.18	0.00	0.00	30,237.18	30,237.18	0.00	0.00	0.00	0.00	0.00
3721 Pasajes terrestres	30,237.18	0.00	30,237.18	0.00	30,237.18	0.00	0.00	30,237.18	30,237.18	0.00	0.00	0.00	0.00	0.00
3750 Viáticos en el país	60,136.23	8635.00	60,771.23	11,528.00	59,243.23	11,528.00	0.00	59,243.23	59,243.23	0.00	11,528.00	11,528.00	11,528.00	0.00
3751 Viáticos en el país	41,589.69	5,155.32	39,224.68	578.00	38,646.69	578.00	0.00	38,646.69	38,646.69	0.00	578.00	578.00	578.00	0.00
3752 Gasto de traslados en comisiones oficiales	18,546.54	3,000.00	21,546.54	950.00	20,596.54	950.00	0.00	20,596.54	20,596.54	0.00	950.00	950.00	950.00	0.00
3780 Servicios integrales de traslado y viáticos	640,460.80	1,943,371.24	446,185.84	26,348.90	419,836.94	26,348.90	0.00	419,836.94	419,836.94	0.00	23,442.90	23,442.90	23,442.90	0.00
3781 Servicios integrales de traslado y viáticos	640,460.80	1,943,371.24	446,185.84	26,348.90	419,836.94	26,348.90	0.00	419,836.94	419,836.94	0.00	23,442.90	23,442.90	23,442.90	0.00
3800 SERVICIOS OFICIALES	138,205.71	40,358.80	178,564.51	35,966.23	142,598.28	35,966.23	0.00	142,598.28	142,598.28	0.00	19,179.03	19,179.03	16,787.20	2,391.83
3840 Exposiciones	138,205.71	38,608.80	176,806.51	34,208.23	142,598.28	34,208.23	0.00	142,598.28	142,598.28	0.00	17,421.03	17,421.03	16,787.20	653.83
3841 Exposiciones	7,540.00	44,500.00	52,040.00	34,208.23	17,831.77	0.00	0.00	17,831.77	17,831.77	0.00	0.00	0.00	0.00	0.00
3843 Espectáculos culturales	130,665.71	33,999.80	124,766.51	1,758.00	122,766.51	1,758.00	0.00	122,766.51	122,766.51	0.00	1,758.00	1,758.00	1,758.00	0.00
3850 Gastos de representación	0.00	1,758.00	1,758.00	1,758.00	0.00	1,758.00	0.00	1,758.00	1,758.00	0.00	0.00	0.00	0.00	0.00
3851 Gastos de representación	0.00	1,758.00	1,758.00	1,758.00	0.00	1,758.00	0.00	1,758.00	1,758.00	0.00	0.00	0.00	0.00	0.00
4000 TRANSFERENCIAS, ASIGNACIONES, SUBSIDIOS	1,378,538.86	-553,935.24	824,603.62	0.00	824,603.62	0.00	0.00	824,603.62	824,603.62	0.00	0.00	0.00	0.00	0.00
4400 AYUDAS SOCIALES	1,378,538.86	-553,935.24	824,603.62	0.00	824,603.62	0.00	0.00	824,603.62	824,603.62	0.00	0.00	0.00	0.00	0.00
4410 Ayudas sociales a personas	1,378,538.86	-553,935.24	824,603.62	0.00	824,603.62	0.00	0.00	824,603.62	824,603.62	0.00	0.00	0.00	0.00	0.00
4411 Ayudas sociales a personas	1,378,538.86	-553,935.24	824,603.62	0.00	824,603.62	0.00	0.00	824,603.62	824,603.62	0.00	0.00	0.00	0.00	0.00
5000 BIENES MUEBLES, INMUEBLES E INTANGIBLE	0.00	24,872.00	24,872.00	16,926.00	7,946.00	16,926.00	0.00	16,926.00	7,946.00	0.00	16,926.00	16,926.00	16,926.00	0.00
5100 MOBILIARIO Y EQUIPO DE ADMINISTRACIÓN	0.00	15,892.00	15,892.00	7,946.00	7,946.00	7,946.00	0.00	7,946.00	7,946.00	0.00	7,946.00	7,946.00	7,946.00	0.00
5190 Otros mobiliarios y equipos de administración	0.00	15,892.00	15,892.00	7,946.00	7,946.00	7,946.00	0.00	7,946.00	7,946.00	0.00	7,946.00	7,946.00	7,946.00	0.00
5191 Otros mobiliarios y equipos de administración	0.00	15,892.00	15,892.00	7,946.00	7,946.00	7,946.00	0.00	7,946.00	7,946.00	0.00	7,946.00	7,946.00	7,946.00	0.00
5200 MOBILIARIO Y EQUIPO EDUCACIONAL Y RECREATIVO	0.00	8,980.00	8,980.00	8,980.00	0.00	8,980.00	0.00	8,980.00	0.00	0.00	8,980.00	8,980.00	8,980.00	0.00
5210 Equipos y aparatos audiovisuales	0.00	8,980.00	8,980.00	8,980.00	0.00	8,980.00	0.00	8,980.00	0.00	0.00	8,980.00	8,980.00	8,980.00	0.00
5211 Equipos y aparatos audiovisuales	0.00	8,980.00	8,980.00	8,980.00	0.00	8,980.00	0.00	8,980.00	0.00	0.00	8,980.00	8,980.00	8,980.00	0.00
RECURSOS PROPIOS	7,165,360.00	2,721,383.07	9,886,763.07	2,318,065.81	7,568,697.26	2,318,065.81	0.00	7,568,697.26	7,568,697.26	0.00	2,031,477.20	2,031,477.20	2,031,332.39	138,144.81
Total Final	38,932,410.00	6,708,357.07	45,640,767.07	33,286,730.32	12,354,036.75	13,090,077.05	20,156,653.26	13,090,077.05	12,354,036.75	33,286,730.32	10,484,452.64	10,484,452.64	10,484,307.83	138,144.81